

Hoover's Bernina



Threads & Needles

December 2009

Your Authorized Bernina Dealer

1300 Beaver Road • Mifflinburg, PA 17844 • (570) 966-3822 • Fax (570) 966-0122

Hours: Mon., Wed., Thurs., 9 a.m. - 4 p.m.; Tues. & Fri. 9 a.m. - 8 p.m.; and Sat., 9 a.m. to 3 p.m.

www.hooversbernina.com • email: sales@hooversbernina.com

— INVENTORY REDUCTION SALE —

One Week Only — December 28-January 2

LOTS OF USED AND DEMO MODEL SEWING MACHINES

Special Savings on 730 & 630E Artista, 430 Aurora, 230 & 210 Activa
40-50% Off Retail

Up to 50% Off on Selected Items

Accessories • Threads • Book Em-
broiderie Designs

**Huge Savings
on**

Entire Inventory!



Thank You For Your Support in 2009

~~ SEASONS GREETINGS ~~

This is such a special time of the year for us to thank each of you for being our friends and loyal customers throughout the year. We want each of you to know we appreciate you.

Our class projects have been very successful.

Check our classroom for more gift ideas.

Decorative hangers are a new popular item, especially with the one block wallhanging ideas.

We have a lot of last minute Stocking Stuffers!

The Design Connection is a great gift.

The Design Connection II is also available now.

The Go Cutter is wonderful to cut patches, shapes, etc.

New Embroidery Designs — The World of Timba & Lula, they are adorable; check out our sample.

Santa Claus is Coming to Town, Memorable Monograms and many more beautiful designs to choose from.

Don't forget that Gift Certificates are great ideas as well!

Sincerely,
The Hoovers

Coming in May 2010...

"Award winning machine quilting & machine appliqué techniques with Sue Nickels."



Award winning quilter, author and lecturer, Sue Nickels will share her enthusiasm for machine techniques in this informative presentation. Start with a talk focusing on her own quilting history, see Sue's award-winning quilts and then through live sewing demonstrations, learn many great tips and techniques for machine quilting and appliqué. Sue has been quilting for 30 years, starting by hand and gradually focusing on machine work. She has been teaching machine techniques for the past 18 years both nationally and internationally.

SHOW & TELL

January 8 — 1 to 3 p.m. • 6 to 8 p.m.

This is a great program. Come and join the fun. Bring something to show or come and see all the projects.

NEW! UFO Days!!

Check the Calendar. Come and bring your UNfinished projects. There will be an instructor here to work with you.

Calendar of Events

— January —

Mon., Dec. 28— Inside Out Jacket (10 a.m. to 3 p.m.)
Tues., Jan. 5— Embroidery Club (5:30 to 7:30 p.m.)
Wed., Jan. 6— Pipe Binding (10 a.m. to 3 p.m.)
Thurs., Jan. 7— Snowman Rag Quilt (10 a.m. to 3 p.m.)
Fri., Jan. 8— Show & Tell (1 to 3 p.m. or 6 to 8 p.m.)
Mon., Jan. 11— QSS (12 to 3 p.m.)
Tues., Jan. 12— Embroidery Club (1:30 to 3:30 p.m.)
Wed., Jan. 13— Love in Bloom Tablerunner (10 a.m. to 3 p.m.)
Fri., Jan. 15— Nine Patch Tablerunner (10 a.m. to 3 p.m.)
Sat., Jan. 16— Appliqué Club (Breakfast at Turnpike 8 a.m.,
class 9:30 a.m.)
Mon., Jan. 18— Montana Log Cabin (10 a.m. to 3 p.m.)
Tues., Jan. 19— Sunbonnet Sue (10 a.m. to 1 p.m.)
Tues., Jan. 19— V. 6, Part 1 Software (5:30 to 7:30 p.m.)
Wed., Jan. 20— Charity Quilts (10 a.m. to 3 p.m.)
Sat., Jan. 23— Scrappy Jacket (9 a.m. to 2:30 p.m.)
Tues., Jan. 26— BSR Class (10 a.m. to 1 p.m.)
Wed., Jan. 27— Aussie Road Trip Bag (10 a.m. to 3 p.m.)
Thurs., Jan. 28— The Heart Quilt (10 a.m. to 3 p.m.)
Fri., Jan. 29— Starstruck Topper (10 a.m. to 3 p.m.)

— February —

Tues., Feb. 2— Embroidery Club (5:30 to 7:30 p.m.)
Fri., Feb. 5— Lonely Hearts Club (10 a.m. to 3 p.m.)
Mon., Feb. 8— Raiffence w/Serger or Machine (10 a.m. to 3 p.m.)
Tues., Feb. 9— Embroidery Club (1:30 to 3:30 p.m.)
Wed., Feb. 10— Denim Heart Shirt (10 a.m. to 3 p.m.)
Fri., Feb. 12— I Wooly Love Ewe (10 a.m. to 3 p.m.)
Sat., Feb. 13— V. 6, Part 1 Software (9 to 11:30 a.m.)
Mon., Feb. 15— Windmill Quilt/Wallhanging (10 a.m. to 3 p.m.)
Tues., Feb. 16— Sunbonnet Sue (10 a.m. to 1 p.m.)
Tues., Feb. 16— V. 6, Part 2 Software (5:30 to 7:30 p.m.)
Thurs., Feb. 18— Spring Landscape (10 a.m. to 3 p.m.)
Fri., Feb. 19— Day & Night w/Bali Pops (10 a.m. to 3 p.m.)
Wed., Feb. 24— Plain & Fancy Tabletop (10 a.m. to 3 p.m.)
Fri., Feb. 26— Paper Pieced Tablerunner (10 a.m. to 3 p.m.)
Sat., Feb. 27— Appliqué Club (Breakfast at Turnpike 8 a.m.,
class 9:30 a.m.)

— March —

Tues., Mar. 2— Embroidery Club (5:30 to 7:30 p.m.)
Mon., Mar. 8— Spring Pocket (10 a.m. to 3 p.m.)
Tues., Mar. 9— Embroidery Club (1:30 to 3:30 p.m.)
Wed., Mar. 10— Denim Heart Shirt (10 a.m. to 3 p.m.)
Thurs., Mar. 11— Heart Wreath (10 a.m. to 3 p.m.)
Fri., Mar. 12— Stir Crazy (10 a.m. to 3 p.m.)
Mon., Mar. 15— Inside Out Rag Jacket (10 a.m. to 3 p.m.)
Tues., Mar. 16— Sunbonnet Sue (10 a.m. to 1 p.m.)
Tues., Mar. 16— Unfinished Projects (UFO) (1 to 8 p.m.)
Wed., Mar. 17— Charity Quilts (10 a.m. to 3 p.m.)
Fri., Mar. 19— Mystery Bag (10 a.m. to 3 p.m.)
Sat., Mar. 20— BSSP (11 a.m. to 2 p.m.)
Tues., Mar. 23— Spring Sweatshirt (10 a.m. to 3 p.m.)
Wed., Mar. 24— Bali Sea Stars Quilt (10 a.m. to 3 p.m.)
Thurs., Mar. 25— Four Flags Wallhanging (10 a.m. to 3 p.m.)
Sat., Mar. 27— Appliqué Club (Breakfast at Turnpike 8 a.m.,
class 9:30 a.m.)
Tues., Mar. 30— Easy Beginner Quilt (10 a.m. to 3 p.m.)

Embroidery Club

Held the first Tues. of each month from 5:30 to 7:30 p.m.
and the second Tues. of each month from 1:30 to 3:30 p.m.
Instructors are Ann Shobert and Glenda Sheaffer. Class
fee: \$25. Projects to be announced.

JANUARY CLASS

Tues., January 5 at 5:30 and Tues., January 12 at 1:30

FEBRUARY CLASS

Tues., February 2 at 5:30 and Tues., February 9 at 1:30

MARCH CLASS

Tues., March 2 at 5:30 and Tues., March 9 at 1:30

Embroidery Club classes are for all embroidery machines.

SOFTWARE CLASS VERSION 6

Tues., Jan. 19, Part 1 • 5:30 - 7:30 p.m.
Sat., Jan. 30, Part 1 • 9 a.m. to noon
Sat., Feb. 13, Part 2 • 9 to 11:30 a.m.
Tues., Feb. 16, Part 2 • 5:30 to 7:30 p.m.
Sat., Feb. 20, Bernina Software Sampler Program • 9 to noon

— Basic Guide Classes —

ACTIVA 210/220/230 CLASSES:

Sat., Jan. 9 — 10 a.m. to noon
Tues., Feb. 2 — 10 a.m. to noon
Wed., March 10 — 10 a.m. to noon

820/830 CLASSES:

Mon., Jan. 25 Basic Guide (10 a.m. to 2 p.m.)
Thurs., Feb. 4 Embroidery (10 a.m. to 2 p.m.)
Thurs., Feb. 25 Basic Guide (10 a.m. to 2 p.m.)
Sat., March 13 Embroidery (10 a.m. to 2 p.m.)

AURORA 430/440/450 CLASSES:

Fri., Jan. 29 (10 a.m. to 1 p.m.)
Sat., Feb. 6 (10 a.m. to 1 p.m.) • Embroidery at 2 p.m.
Thurs., March 18 (10 a.m. to 1 p.m.)

ARTISTA 630/640 CLASSES:

Sat., Jan. 2 — Sewing 10 a.m. to 1 p.m.
Embroidery 2 to 4 p.m.
Tues., Feb. 23 — Sewing 10 a.m. to 1 p.m.
Embroidery 2 to 4 p.m.

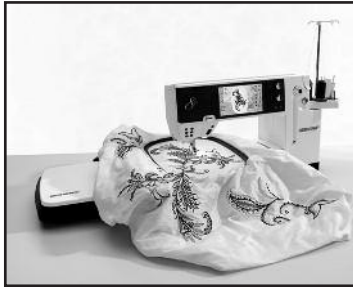
ARTISTA 730E CLASSES:

Tues., Jan. 26 — Sewing, Part 2 • 2 to 4 p.m.
Thurs., Feb. 11 — Sewing • 10 a.m. to 1 p.m.
Embroidery 2 to 4 p.m.
Mon., March 29 — Sewing • 10 a.m. to 1 p.m.
Embroidery 2 to 4 p.m.

SERGER CLASSES:

Thurs., Jan. 14 — 2 p.m.
Wed., March 18 — 2 p.m.

Bernina Model 830



Make your mark... with the most space, most speed, most precision.

It's in a class all its own. The crown jewel among sewing machines. The BERNINA

830. A sewing and embroidery system with technology so advanced, features so thoughtful, the experience of sewing on it is simply luxurious.

Designed by Switzerland's leading engineers to outperform any other home sewing machine, the 830 gives you the space, the speed, the power and the ergonomics to create projects that until now you could only dream about. It is a melding of legendary Swiss precision and forward thinking that takes you beyond current boundaries and into the realm of unlimited creativity. A machine that'll allow you to one-up yourself.

The 830 is a masterpiece, built from a BERNINA family tradition that spans four generations. We carefully developed every feature after listening to the needs and desires of thousands of sewing artists like you. It is our work of art for your art's sake. A tool to help you make your creative mark in the world.

Bernina Activa 210

Retail: \$999 — Sale: \$499

True Bernina quality at a price that will inspire you.

Great machine for classes or beginner sewer with features such as 1/2 speed, metal CB hook, needle stop up & down, 11 stitches.



Bernina Stitch Regulator

The BSR is a feature that inspires so many creative ideas. A technologically advanced but simple to use pressure foot that helps you to master free motion sewing in no time at all.

It's so fun, you'll be inspired to finish all of your quilts, embellish your curtains and also use for your wardrobe.

Alex Anderson's 4-in-1 Essential Sewing Tool

Only \$17.45

for Quilting, Appliqué, Paper Crafts, Dollmaking and More!

Includes:

Bernina Seam Ripper for fast "unsewing"

Extra Long Stiletto protects fingers while pressing and machine piecing

Flat-ended Presser for finger pressing, folding, burnishing

Pointed Wooden End Cap for turning bias tubes, creating perfect corners and stuffing doll parts

Alex Anderson's 4-in-1 Essential Sewing Tool



THE NEW BERNINA 830 SERIES TRANSPORT SYSTEM

This transport system is especially designed to transport your 830 & 820 Bernina. We also have the tutto suitcase systems to transport your machines. We have all sizes as large as your 830 to a small 210 Bernina.

CLASS SCHEDULE

INSIDE OUT JACKET

Instructor: Glenda Sheaffer

Fee: \$35

Date: Mon., Dec. 28 or Mon., March 15 • 10 a.m. to 3 p.m. (Lunch will be ordered in if desired.)



Soft and warm, this jacket make you want to live in it. Easy to put together and finish, you can't stop at making one. Beginner, obtain a supply list.

PRETZEL TWIST TABLETOPPER

Instructor: Barbara Seiberling

Fee: \$35

Date: Sat., Jan. 2 • 9:30 a.m. to 2 p.m.



Start the New Year out right with a relaxing day of sewing at Hoover's. This 20" tabletopper will add color to your table to brighten up your home during the winter months. It is similar to the Cinnamon Twist design from "This & That" we made in September, only using other fabrics. It is easy to piece in a few hours, then all you have to do is use your embroidery designs or BSR to finish it off quickly.

PIPED BINDING

Instructor: Shirley Olive

Fee: \$35

Date: Wed., Jan. 6 • 9:30 a.m. to 3 p.m.

If you are tired of sewing your binding by hand this class is for you. If you would like to add extra zing to your quilt this class is for you. I have had many requests to do this class. So here it is. Bring your project, quilted and ready to bind. When you sign up for the class you will be given instructions to prepare for the class. You should have a completely bound quilt when you leave a class.

SNOWMAN RAG QUILT

Instructor: Cecelia Bradford

Fee: \$35

Date: Thurs., Jan. 7 • 10 a.m. to 3 p.m.



Who wouldn't want Frosty to keep them warm this winter? A fast project for everyone - easy because when you sew every square - you are sewing the front and back at the same time with all the seams exposed to make that raggy look. When you are done - you're done - no binding, no quilting - just a great cover up to snuggle under.

LOVE IN BLOOM

Instructor: Cecelia Bradford

Fee: \$35

Date: Wed., Jan. 13 • 10 a.m. to 3 p.m.



Get an early start for that special Valentine event. A bright and heart warming table runner or wall hanging that has some piecing and some applique using the go cutter and very basic quilting. This is a great project for the beginner or seasoned sewer - fast and quick. Start now and your hearts will make the perfect statement - Love in Bloom!

NINE PATCH TABLERUNNER

Instructor: Glenda Sheaffer

Fee: \$35

Date: Fri., Jan. 15 • 10 a.m. to 3 p.m (Lunch will be ordered in if desired)



This runner is perfect for showcasing some of your favorite fat quarters or other fabric. It will be a nice exercise for making the nine patch, a versatile and popular pattern. Beginner, obtain a supply list.

APPLIQUÉ CLUB

Instructor: Ann Shobert

Fee: \$25

Date: Sat., Jan. 16 • 9:30 a.m. to noon




We are starting a new project in Appliqué Club in Jan. It is "Tulip Time" by Smith Street Designs. We will embroider one block each month. Appliqué club meets once a month on a Sat. and the group meets before class at 8 a.m. at the Old Turnpike in Mifflinburg for breakfast.

MONTANA LOG CABIN

Instructor: Barbara Seiberling

Fee: \$35

Date: Mon., Jan. 18 • 10 a.m. to 3 p.m.



We all have admired the beautiful silhouette panel of wildlife that arrived in the shop before Christmas. We will be using this panel and coordinating fabrics to make the 50" x 63-1/2" throw for your favorite outdoorsman. It is a simple technique of log cabin piecing with sashing to set off teh silhouette panels. This is beginner friendly so don't hesitate to make this throw.

SUNBONNET SUE CLUB

Instructor: Ann Shobert

Fee: \$25

Date: Tues., Jan. 19 • 10 a.m. to 1 p.m.

At the Jan. class you will learn how to digitize a Sunbonnet Sue design.

SCRAPPY JACKET

Instructor: Cecelia Bradford

Fee: \$35

Date: Sat., Jan. 23 • 9 a.m. to 3 p.m.

Design your own look - with a traditional garment construction and your own creative quilting blocks making it distinctively yours. It is a loose fitting, lined jacket or vest option, with a variety of fabric blocks, a front button closure or loops... So many decisions - so much fun - have it ready to go for the spring quilt show... you'll look Fabulous!



AUSSIE ROAD TRIP BAG

Instructor: Cecelia Bradford

Fee: \$35

Date: Wed., Jan. 27 • 10 a.m. to 3 p.m.

It may be winter here but down under it is summer and the living is easy. Lets take a road trip and make a bag called: "Hanky Panky." It is made with one "turnover" package and coordinating fabric and you will have a unique bag like they carry in Australia. Use your stash or the new fabrics in the shop. This one is definitely different and fun - another bag for any occasion or someone on your gift list.



HEART WALLHANGING

Instructor: Ann Shobert

Fee: \$35

Date: Thurs., Jan. 28 • 10 a.m. to 2 p.m.

Come and join the class to make a pretty heart quilt just in time for Valentine's Day! The heart block is a combination of piecing and appliqué.



STARSTRUCK TOPPER OR WALLHANGING


Instructor: Glenda Sheaffer

Fee: \$35

Date: Fri., Jan. 22 • 10 a.m. to 3 p.m.

(Lunch will be ordered in if desired)

Another cutie of a wallhanging for your new wire hanger or a topper for your table, this project is quick and fun. Beginner, obtain a supply list.



LONELY HEARTS CLUB

Instructor: Cecelia Bradford

Fee: \$35

Date: Fri., Feb. 5 • 10 a.m. to 3 p.m.

Remember the Beatle's? This is better and they would agree... You won't be lonely with this beautiful heart wall hanging - just in time for that special heart day. We have a great line of Valentine prints that will make this project - lovely. A fast and easy project that will be hard not to make a lot more than one - you'll see. This is a project for all levels and a fun gift for family and friends. You can make everyone's heart - glow this Valentine's Day.

SERGED OR SEWN RAIL FENCE THROW

Instructor: Glenda Sheaffer

Fee: \$35

Date: Mon., Feb. 8 • 10 a.m. to 3 p.m.

(Lunch will be ordered in if desired)

Size is everything! This quilt can be made as large or small as you want just by changing the size of the starting block. A great stash buster and you have four layouts to choose from. After that, it goes very fast. You are encouraged to bring a serger or sewing machine, both work great. Beginner, obtain a supply list.



DENIM BLUES

Instructor: Cecelia Bradford

Fee: \$35

Date: Wed., Feb. 10 • 10 a.m. to 3 p.m.

Denim never goes out of style but sometimes what we have on our shirts might... To add pizzazz to a current denim shirt or other type of shirt - you won't want to miss this class. We will add some easy patchwork for the overlay, appliqué some hearts down the front and you will have created a unique and one of a kind fashion statement by updating what you already have. (Wool shirts work well with this concept as well.)




I WOOLY LOVE YOU

Instructor: Barbara Seiberling

Fee: \$35

Date: Fri., Feb. 12 • 10 a.m. to 3 p.m.

Traditional Stepping Stone blocks and playful appliqué complement each other in this cute wall hanging. Several methods of appliqué will be discussed and demonstrated. You may decide to use fusible appliqué or needle turn appliqué method for your sheep but it will be your choice. The results will be adorable.



WINDMILL QUILT OR WALLHANGING

Instructor: Glenda Sheaffer

Fee: \$35

Date: Mon., Feb. 15 • 10 a.m. to 3 p.m (Lunch will be ordered in if desired)

A set on point project that is easily blow into a quilt size project with your scraps or a new line of fabric. Made a wall hanging, it can be sized up by cutting larger pieces of fabric or more squares, your choice. Beginner, obtain a supply list.

SUNBONNET SUE CLUB

Instructor: Ann Shobert

Fee: \$25

Date: Tues., Feb. 16 • 10 a.m. to 1 p.m.

Bring your embroidery machine to stitch two new Sunbonnet Sue designs. In each class you will receive a free fat quarter of your choice to add to your appliqué designs.

SPRING LANDSCAPE

Instructor: Ann Shobert

Fee: \$35

Date: Thurs., Feb. 18 • 10 a.m. to 3 p.m.

Create your own Spring Landscape with blue skies and rolling hills. Learn to thread-paint trees and wildflowers. This is a good project for combining many different techniques like sewing, threadpainting and embroidery.




DAY AND NIGHT

Instructor: Shirley Olive

Fee: \$35

Date: Fri., Feb. 19 • 9:30 a.m. to 3 p.m.

Have you seen the selection of BALI POPS available at Hoover's? I used the Bali Pop Cappuccino to make this quilt combining it with coordinating borders. You may use any Bali Pop or Jelly Roll that has light and dark color combinations or you may wish to pick your own fabrics. The you will need 42 strips - 2-1/2" x width of fabric. This is an easy and fun project.



PLAIN AND FANCY TABLETOPPER

Instructor: Barbara Seiberling

Fee: \$35

Date: Wed., Feb. 24 • 10 a.m. to 3 p.m.

This 32-1/2" square tabletopper or wall-hanging will be a fabric showcase for all seasons. Simple squares and rectangles make this a can-do project for all levels of quilters. Your choice and placement of fabrics make this appear intricate and difficult to complete but it isn't.



PAPER PIECED TABLERUNNER

Instructor: Barbara Seiberling

Fee: \$35

Date: Fri., Feb. 26 • 10 a.m. to 3 p.m.

This off center pineapple block is an on-point setting that is used to make a 42-1/2" x 14-1/2" table runner. It is paper pieced which is accurate and easy to complete the blocks. Depending on our color choices, it is adaptable for any season to use in your home. It is always interesting to see the different results everyone has with their color choices.



SPRING POCKET

Instructor: Cecelia Bradford

Fee: \$35

Date: Mon., March 8 • 10 a.m. to 3 p.m.

I think you will be ready to think spring by March and this is the perfect project with it's beautiful tulips, and chickens - no bunnies here...! A fast and easy project with those bright spring fabrics and some applique work - it will get rid of the winter blahs for sure. Fill this pocket with spring greens, flowers, and berry picks and hang it on your door or any where you need a view of spring. Be ready because once you make one - you will hear that old phrase - can you make me one!


APPLIQUÉ HEART WREATH

Instructor: Ann Shobert

Fee: \$35

Date: Thurs., March 11 • 10 a.m. to 3 p.m.

Cut your appliqué pieces in a snap with the Accuquilt Go! Cutter to make a pretty Spring grape vine wreath. Use your BSR to add the finishing touches by adding a little threadpainting and by doing the quilting. This is a good project to practice many different sewing techniques. Bring your own Go! Cutter or use the one that we have in the classroom.




STIR CRAZY

Instructor: Barbara Seiberling

Fee: \$35

Date: Fri., March 12 • 10 a.m. to 3 p.m.

Choose your favorite Bali Pop fabrics to make a tabletopper, runner, wallhanging or even a quilt with this 18" square block. The pattern is from Brenda Henning Strip Therapy 2, Bali Pop Addiction, which will be available at Hoover's.



MYSTERY BAG CLASS

Instructor: Cecelia Bradford

Fee: \$35

Date: Fri., March 19 • 10 a.m. to 3 p.m.

We have made our roadtrip bag, our charm bag, and our Aussie bag, so now it is time to make a purse - with a zipper, with lots of pockets and the rest will be the mystery... It will be fast and fun and a perfect addition to your quilting wardrobe.

SPRING SWEATSHIRT JACKET

Instructor: Ann Shobert

Fee: \$35

Date: Tues., March 23 • 10 a.m. to 3 p.m.




This is a pretty and fun project! You would never guess that this jacket is made from a sweatshirt. It is a quilt as you go project so it goes together quickly.

BALI SEAS STAR QUILT

Instructor: Barbara Seiberling

Fee: \$35

Date: Wed., March 24 • 10 a.m. to 3 p.m.



Gather all your colorful batik fabrics for making this quilt. It is "jelly roll" friendly so have fun. Let color do all the work for you. Even the novice quilter will have stunning results since it is all square and rectangle pieces of fabrics. Blocks, 12" square, could be adapted for smaller projects if you don't wish to make a 60-1/2" x 72-1/2" throw. Finish your project using quilting embroidery designs or your BSR.

FOUR FLAGS QUILT

Instructor: Glenda Sheaffer

Fee: \$35

Date: Thurs., March 25 • 10 a.m. to 3 p.m.



This beautiful quilt can be made with or without the patriotic colors. Appliqué, strip quilting and use of the serger if desired. We have the pattern and fabric line coming in for the class. Obtain a supply list

If you need to loan one of our machines, please call in advance. There will be no charge.


**Coming Soon!
Larger Classrooms**

EASY BEGINNER QUILT

Instructor: Ann Shobert

Fee: \$35

Date: Tues., March 30 • 10 a.m. to 3 p.m.



This is one of the easiest quilts you can make, and you will love the results!. It is a great project for a beginner quilter as well as an experienced quilter who would like a quick project. Most everyone will finish quilt top in the class.

"GOOD RULES FOR ALL" WALLHANGING

Instructor: Ann Shobert

Fee: \$25

Date: Thurs., April 15 • 10 a.m. to 2 p.m.

Bring your Mega Hoop to embroider this pretty design and make a cute wallhanging. Sample coming soon and will be displayed in the shop.

BLUEBERRY BUCKLE

Instructor: Barbara Seiberling

Fee: \$35

Date: Fri., April 16 • 10 a.m. to 3 p.m.



It is hard to believe but spring is just around the corner and this bright cheerful tabletopper will spice up your winter blahs. Each 6" square block is made from two assorted fabrics, one light and one dark blue. "Twosey-Foursey Quilts" by Cathy Weirzbicki, will be available at Hoover's, uses 2" and 4" units for her great designs.

CLASS REGISTRATION FORM

Mail Registration Form and Payment to: Hoover's Bernina Sew, 1300 Beaver Rd., Mifflinburg, PA 17844. Phone: 570-966-3822
Or email: Sales@hooversbernina.com OR Sanmarie50@aol.com
PAYMENT IN ADVANCE IS APPRECIATED

Name: _____

Address: _____

City: _____ State: _____ Zip: _____

Phone: _____

Class Title Date/Time Fee

These classes are for all brands of machines!

HUGE END OF YEAR SALE!

December 28 - January 2

10-60% Off

Storewide Inventory Reduction

Special pricing on lots of used and demo model machines. Great savings on lots of different brands and models of machines.

1 to 3 p.m. or 6 to 8 p.m.

January 8

Show & Tell

Mifflinburg, PA 17844

1300 Beaver Road

Hoover's Bernina